


Picking Exercises level 2


Jim Hurst

Ex. 1




Musical notation for Exercise 1, measures 1-6. The notation is written on a three-line staff with strings T, A, and B labeled on the left. The exercise consists of a sequence of eighth notes: T (open), A (1), B (2), T (open), A (1), B (2), T (open), A (1), B (2), T (open), A (1), B (2), T (open), A (1), B (2), T (open), A (1), B (2).

7 Ex. 2




Musical notation for Exercise 2, measures 7-13. The notation is written on a three-line staff with strings T, A, and B labeled on the left. The exercise consists of a sequence of eighth notes: T (open), A (1), B (2), T (open), A (1), B (2), T (open), A (1), B (2), T (open), A (1), B (2), T (open), A (1), B (2), T (open), A (1), B (2).

14 Ex. 3




Musical notation for Exercise 3, measures 14-19. The notation is written on a three-line staff with strings T, A, and B labeled on the left. The exercise consists of a sequence of eighth notes: T (open), A (1), B (2), T (open), A (1), B (2), T (open), A (1), B (2), T (open), A (1), B (2), T (open), A (1), B (2), T (open), A (1), B (2).

20 Ex. 4




Musical notation for Exercise 4, measures 20-25. The notation is written on a three-line staff with strings T, A, and B labeled on the left. The exercise consists of a sequence of eighth notes: T (open), A (1), B (2), T (open), A (1), B (2), T (open), A (1), B (2), T (open), A (1), B (2), T (open), A (1), B (2), T (open), A (1), B (2).

26 Ex. 5




Musical notation for Exercise 5, measures 26-31. The notation is written on a three-line staff with strings T, A, and B labeled on the left. The exercise consists of a sequence of eighth notes: T (open), A (1), B (2), T (open), A (1), B (2), T (open), A (1), B (2), T (open), A (1), B (2), T (open), A (1), B (2), T (open), A (1), B (2).

32 Ex. 6




Musical notation for Exercise 6, measures 32-37. The notation is written on a three-line staff with strings T, A, and B labeled on the left. The exercise consists of a sequence of eighth notes: T (open), A (1), B (2), T (open), A (1), B (2), T (open), A (1), B (2), T (open), A (1), B (2), T (open), A (1), B (2), T (open), A (1), B (2).

38 Ex. 7




Musical notation for Exercise 7, measures 38-43. The notation is written on a three-line staff with strings T, A, and B labeled on the left. The exercise consists of a sequence of eighth notes: T (open), A (1), B (2), T (open), A (1), B (2), T (open), A (1), B (2), T (open), A (1), B (2), T (open), A (1), B (2), T (open), A (1), B (2).

44 Ex. 8




Musical notation for Exercise 8, measures 44-49. The notation is written on a three-line staff with strings T, A, and B labeled on the left. The exercise consists of a sequence of eighth notes: T (open), A (1), B (2), T (open), A (1), B (2), T (open), A (1), B (2), T (open), A (1), B (2), T (open), A (1), B (2), T (open), A (1), B (2).

50 Ex. 9



Musical notation for Exercise 9, measures 50-55. The notation is written on a three-line staff with strings T, A, and B labeled on the left. The exercise consists of a sequence of eighth notes: T (open), A (1), B (2), T (open), A (1), B (2), T (open), A (1), B (2), T (open), A (1), B (2), T (open), A (1), B (2), T (open), A (1), B (2).

56 Ex. 10



Musical notation for Exercise 10, measures 56-61. The notation is written on a three-line staff with strings T, A, and B labeled on the left. The exercise consists of a sequence of eighth notes: T (open), A (1), B (2), T (open), A (1), B (2), T (open), A (1), B (2), T (open), A (1), B (2), T (open), A (1), B (2), T (open), A (1), B (2).